

Bounds on Reliability of Parallel Computer Interconnection Systems

Ranjan Kumar Dash and Chita Ranjan Tripathy

Abstract—The evaluation of residual reliability of large sized parallel computer interconnection systems is not practicable with the existing methods. Under such conditions, one must go for approximation techniques which provide the upper bound and lower bound on this reliability. In this context, a new approximation method for providing bounds on residual reliability is proposed here. The proposed method is well supported by two algorithms for simulation purpose. The bounds on residual reliability of three different categories of interconnection topologies are efficiently found by using the proposed method

Keywords—Parallel computer network, reliability, probabilistic graph, interconnection networks.

I. INTRODUCTION

ADVANCES in computer technology and the need to have the computers communicating with each other have led to an increased demand for reliable parallel computing systems. Parallel processing systems typically consists of an ensemble of processors. They have found wide applications real time environments and are becoming increasingly popular for large commercial applications as well. Such systems use various interconnection techniques to support communication between its resources. As the size of the interconnection structure increases, the presence of greater number of components makes the failure of some components increasingly likely. Consequently, the need for prediction of the system reliability becomes essential. An important performance metric in the design of highly reliable parallel computing system is provided by its reliability. The most conventional reliability modeling approaches use either graph theoretic technique [1], [3], [4], [5], [6], [7] and [18] or state space method [2]. However, the exact reliability computation of fault-tolerant parallel computing networks of large size becomes intractable with existing tools. For example, in using sum of disjoint techniques for a fault tolerant parallel computer interconnection networks of size higher than (32×32) the path enumeration and disjointing process takes enormous amount of computer time and memory. Similarly, in using Markov approaches the exponential growth of state space for network of larger size makes the construction and solution of a Markov chain computationally prohibitive [9]. Even if network decomposition techniques as proposed in [10] for finding reliability of very large size networks

become ineffective. In such a case, the only option left is to go for some simple and approximation method for computing the reliability of parallel computing systems. However, it is possible to obtain bounds on reliability much more efficiently for parallel computer interconnection networks. Finding the upper bound on reliability of parallel computer interconnection networks presents an optimistic view of the real world. The lower bound on the other hand, provides the probabilities that the parallel computer interconnection networks will still be operational at some specified time and it can be expected that the system is at least that much reliable. If the upper bound provides sufficient assurance that the network will be operational over the time interval of interest then, no further effort at obtaining a better approximation on finding the exact reliability expression is necessary. In the literature, some works have been reported on the upper and lower bounds of computer networks. There are quite a number of papers dealing with approximation algorithms for estimating reliability under the edge fault model and under the node fault model [11],[12], [13] and [14]. Colbourn [12] proposed a polynomial algorithm for certain restricted classes of graphs, including trees, series-parallel graphs, and permutation graphs. Ramanathan et al. [11] and Chen et al. [14] developed algorithms for arbitrary graphs. Chen et al. [14] estimated bounds on reliability of networks. But their method is unsuitable for parallel computer interconnection systems. However, the same with appropriate modifications can be used for parallel systems. The paper is organized as follow: Section II presents a background for the rest portion of this paper. In section III, a method has been proposed to compute the bounds on residual reliability of multicomputers. Three multicomputers namely Hypercube, Star Graph, Alternating Group graphs have been considered for the purpose of estimation of their bounds on residual reliability. Results and discussion are presented in Section IV. Section V concludes the paper with its future scope.

II. BACKGROUND

A. Network Details

Here, we present the details of two multicomputer networks: Alternating group graph (AGG) [16] and the Star graph [17].

1) *Alternating Group Graph (AGG)*: The n -dimensional Alternating Group Graph, AGG_n (refer Fig.1) is a regular graph with $n!/2$ nodes, $n!(n-2)/2$ edges, node degree $2(n-2)$, and diameter $\lfloor 3n/2 \rfloor - 3$.

2) *Star Interconnection Topology (S)*: The n -dimensional star graph also referred to as S_n or n -star (refer Fig.5.2) is

R. K. Dash is with the Department of Computer Science and Application, College of Engineering and Technology, Bhubaneswar, Orissa, India e-mail: (drranjandash@gmail.com).

C.R. Tripathy is with Department of Computer Science and Engineering and Information Technology, VSS University of Technology, Burla, Orissa, India.

Manuscript received April 19, 2005; revised January 11, 2007.

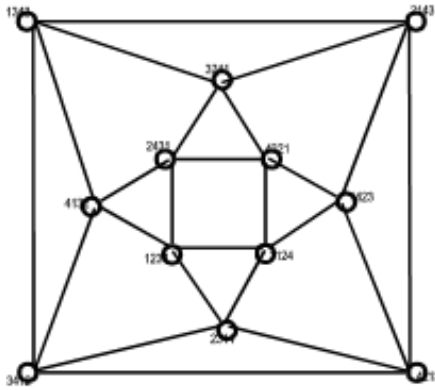


Fig. 1. Alternating Group Graph (n=3)

an edge and node symmetric graph consisting of $n!$ vertices labeled with $n!$ permutations on n symbols. The network contains $\frac{(n-1)n!}{2}$ edges or links. Two nodes are joined with a link labeled i if and only if the label of one can be obtained from the label of the other by swapping the first digit and i^{th} digit, where $1 \leq i \leq n$. The n star can be partitioned into n copies of $(n-1)$ stars.

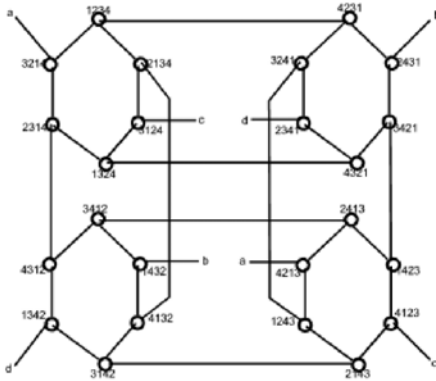


Fig. 2. Star Interconnection Topology (n=3)

III. PROPOSED BOUNDS ON RESIDUAL RELIABILITY OF MULTICOMPUTER NETWORKS

In this section, the details of the proposed method for evaluation of bounds on reliability have been presented. It has been supported with two theorems along with proofs. Two algorithms, one for computation of upper bound measures and the other for computation of lower bounds measures have been proposed. The following notation and assumptions have been made throughout this section.

A. Notations

G Probabilistic graph corresponding to the parallel computer system

- V vertex set of graph G
- E edge set of graph G
- $R_r(G)$ Residual reliability
- N number of nodes in the graph
- n dimension of the graph
- p_p node success probability
- p_l edge success probability
- $N_G(v)$ neighbor node set of node v in graph G .
- δR difference between LB and UB i.e. $\delta R = UB - LB$
- t time in hours
- A, B event
- l distance between nodes u, v

B. Assumptions

1. Both the nodes (processors) and links are imperfect.
2. All failures are statistically independent.
3. Initially all the components are in good state and repair facility is not available.
4. The components may fail at random with constant link failure rate and processor failure rate.

C. Proposed Bounds on Multicomputers

Definition 1 The residual reliability is the probability of existence of a minimal set of good links such that all the nodes of the network remain connected. The Residual Reliability of a graph G is defined as $R_r(G) = \Pr$ the sub graphs induced by the surviving edges is connected

Definition 2 A k -distance set in multicomputer denoted by S , is such a subset of nodes that each pair of nodes has a distance of at least k in graph G , where **Definition 3** A maximal k -distance set, denoted by S_k , is a k -independent set such that any extra node adding to set S_k will result in a network, where it will no longer be k -distance set. The following theorem proposes an upper bound on residual reliability of multicomputer networks: .

Theorem 1: If S_3 be a maximal 3-distance set and $r_3 = |S_3|$. Then the upper bound on residual reliability of multicomputer is given by

$$R_r(G) \leq \prod_{i=1}^{r_3} ((1 - p_p)(1 - (p_p p_l)^{f_i})) \quad (1)$$

where $f_i = |N_G(u_i)|$, $N_G(u_i)$ being the neighbouring set of u_i in G

Proof:

Let A_i be the event that v_i is isolated in the induced graph, $i=1,2,..,n$. Then the occurrences of any A_1, A_2, \dots, A_n imply that does not occur. Consequently, we have

$$\bigcup_{i=1}^n A_i \subseteq \bar{A}$$

Let B_i be the event that v_i is isolated in the remaining sub graph of G , $i = 1, 2, 3, \dots, n$ Then,

$$\bigcup_{i=1}^{r_3} B_i \subseteq \bigcup_{i=1}^n A_i \subseteq \bar{A}$$

B_i occurs if and only if v_i does not fail and for each neighbour

node w of v_i , either w or edge wv_i fails i.e.

$$\begin{aligned} Pr(B_i) &= p_p(1 - p_p p_l)^{|N_G(v_i)|} \\ &= p_p(1 - p_p p_l)^{f_i}, i = 1, 2, 3, \dots, r_3 \end{aligned}$$

Since $B_1, B_2 \dots B_{r_3}$ are independent of each other,

$$\begin{aligned} 1 - R_r(G) &= Pr\{\bar{A}\} \geq Pr\left\{\bigcup_{i=1}^{r_3}\right\} \\ &= 1 - Pr\left\{\bigcap_{i=1}^{r_3} \bar{B}_i\right\} \\ &= 1 - \prod_{i=1}^{r_3} Pr\{\bar{B}_i\} \\ &= 1 - \prod_{i=1}^{r_3} (1 - p_p(1 - p_p p_l))^{f_i} \end{aligned}$$

which follows,

$$R - r(G) = 1 - \prod_{i=1}^{r_3} (1 - p_p(1 - p_p p_l))^{f_i}$$

The following theorem proposes lower bounds on residual reliability of multicomputer networks.

Theorem 2: The lower bounds on residual reliability of multicomputer networks is given by

$$\begin{aligned} R_r(G) \geq 1 &+ (N-)(1 - p_p)^N - N(1 - p_p)^{N-1} \\ &- \prod_{j \geq 1} (1 - p_p^{j-1} p_l^j)^{m_j} \\ &+ (1 - p_p)^{2m_3} ((1 - p_p)(1 - p_p^2))^{m_4} \\ &((1 - p_p^2)^2)^{m_5} (1 - (1 - p_p^2)^2 p_p)^{m_6} \dots \\ &+ ((1 - p_p)^{l-1})^{m_l} ((1 - p_p)^{l-2})^{m_{l+1}} \\ &(1 - p_p^2) ((1 - p_p)^{l-3})^{m_{l+2}} (1 - p_p^2) \\ &(1 - (1 - (1 - p_p)^2))^2 (1 - (1 - p_p)^{l-2})^{m_l} \end{aligned}$$

Proof: The probability that all the nodes are failed is

$$P_0 = (1 - p_p)^N \tag{2}$$

and the probabilities that out of N nodes one is working is

$$P_1 = N p_p (1 - p_p)^{N-1} \tag{3}$$

The probability that two nodes u, v out of N nodes are working is given as bellow Let the distance between the two node u, v be l

Case-I: $l=1$ i.e. u, v adjacent nodes. Let there be m_j be the number of inner node disjoint paths between u, v with distance $j \geq 1$ and $m_j \geq 0$. For each path joining u and v , Case-I holds, if either at least one of the $j-1$ node fails or at least one of the j edge fails, so the probability is . Since there are m_j number of paths between u and v , so

$$P_{2l=1} = \prod_{j \geq 2} (1 - p_p^{j-1} p_l^j)^{m_j} \tag{4}$$

Case-II: $l=2$ Let there be m_j be the number of inner node disjoint paths between u, v with distance . For each path

joining u and v , case-II holds, if at least one inner node fails, so the probability is $(1 - p_p^{j-1})^{m_j}$. Since there are m_j number of paths between u and v , so

$$P_{2l=1} = \prod_{j \geq 2} (1 - p_p^{j-1})^{m_j} \tag{5}$$

Case-III: $l=3$ holds if

i. For every length-3 path, its two inner nodes have failed and the probability is $(1 - p_p)^2$

ii. For every length-4 path, its two inner nodes have failed, while one of the 1st and 3rd nodes have failed, so the probability is $(1 - p_p)(1 - p_p)^2$

iii. For every length 5 path, either its 1st or its 3rd inner nodes has failed, while one of the 2nd and 4th inner node has failed, thus the probability will be $(1 - p_p^2)^2$.

iv. For every length-6 path, the five inner node must satisfy that the following event do not occur simultaneously: (i)

the 3rd node is fault free (ii) either the 1st or 2nd node is fault free, and (iii) either the 4th or 5th node is fault free. Then the probability is $1 - (1 - (1 - p_p)^2)^2 p_p$.

Let there be m_3, m_4, m_5 and m_6 number of paths of length 3,4,5,6 respectively. So,

$$\begin{aligned} P_3 &= (1 - p_p)^{2m_3} ((1 - p_p)(1 - p_p^2))^{m_4} \\ &((10p_p^2)^2)^{m_5} (1 - (1 - (1 - p_p)^2)^2 p_p)^{m_6} \end{aligned}$$

Case-IV can be proved similar to Case-III.

So, from the Case-I to IV and from equations 3 and 4, it follows that

$$\begin{aligned} R_r(G) \geq 1 &+ (N-)(1 - p_p)^N - N(1 - p_p)^{N-1} \\ &- \prod_{j \geq 1} (1 - p_p^{j-1} p_l^j)^{m_j} \\ &+ (1 - p_p)^{2m_3} ((1 - p_p)(1 - p_p^2))^{m_4} \\ &((1 - p_p^2)^2)^{m_5} (1 - (1 - p_p^2)^2 p_p)^{m_6} \dots \\ &+ ((1 - p_p)^{l-1})^{m_l} ((1 - p_p)^{l-2})^{m_{l+1}} \\ &(1 - p_p^2) ((1 - p_p)^{l-3})^{m_{l+2}} (1 - p_p^2) \\ &(1 - (1 - (1 - p_p)^2))^2 (1 - (1 - p_p)^{l-2})^{m_l} \end{aligned}$$

The following subsection proposes an algorithm for evaluation of upper bounds on residual reliability of Multicomputers. mds

D. Algorithm-I (Evaluation of Upper bounds on Residual Reliability of multicomputer networks)

```
Upper_Bound (G, pp)
S=NULL;
U=V(G);
While (U != NULL)
u=the node of V with minimum degree in G;
for every v of N_G(u)
U = U (N_G(v) U v);
R_r(G) = 1;
For every node v_i of S
R_r(G) = R_r(G)(1 - p_p(1 - p_p p_l))^{f_i}
```

Efficiency: To find an extreme 3-distance node set requires $O(N^2)$ operations and dominates other computational processes of the procedure. So the running time of the algorithm is $O(N^2)$.

In the following subsection, an algorithm has been proposed to compute lower bounds on residual reliability of multicomputer networks.

E. Algorithm-II (Evaluation of Lower bounds on Residual Reliability of multicomputer networks)

```

Lower_Bound( G,pp,pl)
k=3;
Rr(G) = 1 + (N - 1) - (1 - pp)N - N(1 - pp)N-1
for every pair of u,v in G
Path= shortest path between u and v
Dist=||Path||-1
l[Dist]=1
D[u,v]=Dist
U=V(G)
for(i=0; i<=k; i++)
l[Dist+i]=0
while (D[u,v] ≤ Dist + k)
U=(U Path) u,v
Path=the shortest path between u and v of U
j=||P-I||
l[j]=l[j]+1
D[u,v]=j
Rr(G) = max{0, Rr(G)}
Rr(G) = Rr(G) - p(l, u, v)
    
```

Efficiency: In the above procedure every short path needs $O(N^2)$ operations and there are at most N paths, so it requires $O(N^3)$ operations for every pair of nodes. Since there are $O(N^2)$ pairs of nodes. This procedure requires $O(N^5)$ operations. So the running time of this algorithm is $O(N^5)$.

The proposed algorithms I and II have been applied to different categories of multicomputers viz Hypercube [15], AGG and Star graph for the computation of the bounds on residual reliability. The results along with discussion are presented in the next section to follow.

IV. RESULTS AND DISCUSSIONS

The upper bound and lower bound on Residual reliability of hypercube (n=8) are plotted against the time in Fig.3. From this Figure, it is quite clear that at time 100 hrs with link failure rate $\lambda=0.0001$ and processor failure rate $\lambda_p=0.001$, the bounds on residual reliability of hypercube are having a small difference in their values. With increase in time, both the upper bound and lower bound decrease exponentially and approach to be the same at time 800 hrs.

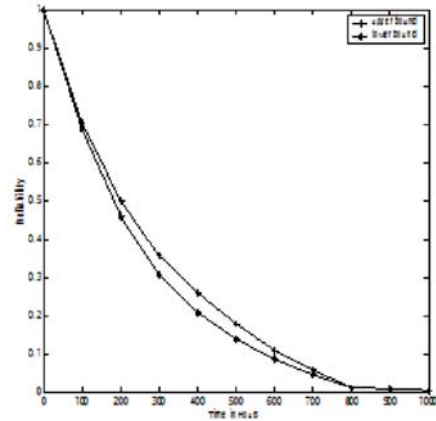


Fig. 3. Bounds on Residual Reliability of Hypercube (n=8)

Sl. No.	n	Upper bound on R_r	Lower bound on R_r	δR_r
1	3	1.0000	0.3958	0.6042
2	4	0.9243	0.4906	0.4337
3	5	0.8289	0.5579	0.2710
4	6	0.7579	0.6141	0.1450
5	7	0.7201	0.6723	0.0478
6	8	0.7038	0.6873	0.0166
7	9	0.6996	0.6987	0.0009
8	10	0.6977	0.6965	0.012
9	11	0.6965	0.6956	0.0009

At a constant time $t=100$ hrs, the value of upper bound of hypercube decreases exponentially with its dimension (n) and approaches to a constant value with dimension, $n = 9$ or more (Refer Fig. 4). On the other hand, the value of the lower bound increases with dimension and attains its maximum with dimension, $n=9$, henceforth, it has a constant value.

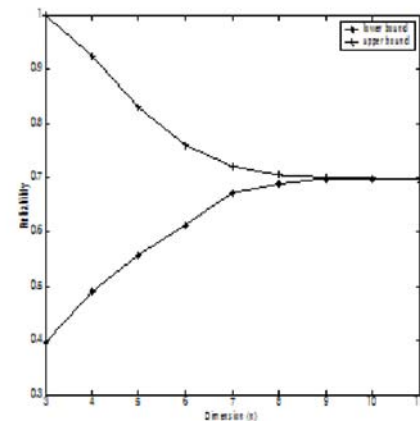


Fig. 4. Bounds on Residual Reliability of Hypercube (t=100 hrs)

The Upper bound and lower bound on Residual reliability of Alternating Group Graph (n=6) is plotted against the time under link failure rate $\lambda=0.0001$ and processor failure rate $\lambda_p=0.001$ in Fig. 5. Initially, with time $t=100$ hrs, the value

of upper bound of AGG is observed to be 0.76. At the same mission time, the lower bound of AGG is found to be 0.45. But, the difference in their values gradually decreases with increase in time, and at mission time 800 hrs. both have found to be the same value.

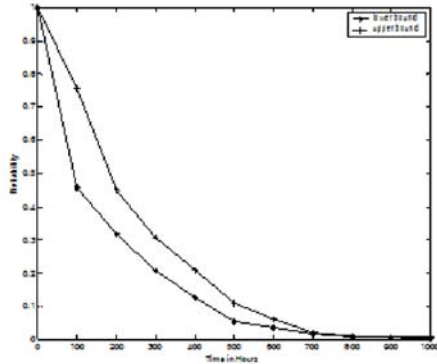


Fig. 5. . Bounds on Residual Reliability of AGG (n=6)

Fig. 6 plots the bounds on Residual Reliability of Alternating group graph against its dimension (n) at constant time t=100 hrs. The upper bound starting with a value of 1 decreases exponentially with increase of its dimension and approaches to constant value after the size of AGG =9. But, the reverse happens with lower bound. It starts with a value of 0.09, increases and has its highest value at dimension n=9, after that, it has constant value irrespective of the size AGG.

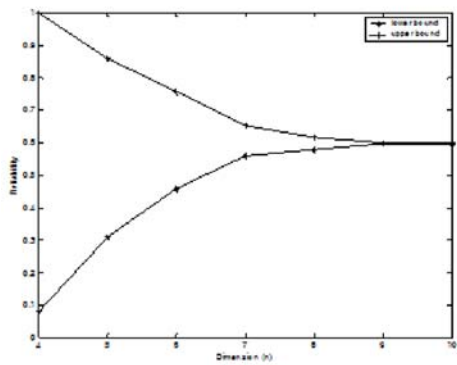


Fig. 6. Bounds on Residual Reliability of AGG (t=100 hrs)

TABLE I DIFFERENCES (δR_r) BETWEEN BOUNDS ON RESIDUAL RELIABILITY OF HYPERCUBE

Sl. No.	n	Upper bound on R_r	Lower bound on R_r	δR_r
1	4	1.0000	0.0795	0.9204
2	5	0.8579	0.3091	0.5488
3	6	0.7561	0.4585	0.2976
4	7	0.6518	0.5578	0.0940
5	8	0.6169	0.5779	0.0390
6	9	0.5996	0.5958	0.0038
7	10	0.5995	0.5945	0.0050

The upper bound on residual reliability of Star graph (S) has a value of 0.7 at time 100 hrs under the link

failure rate $\lambda=0.0001$ and processor failure rate $\lambda_p =0.001$ (Refer Fig.7). Its value decreases exponentially with time and approaches to zero at time 700 hrs. Similarly, the value of lower bound on residual reliability of Star graph is observed to be 0.4 at time 100 hrs under the same environment. After that, it suffers a decrease in its value and has the same value as that of the upper bound at time 600 hrs.

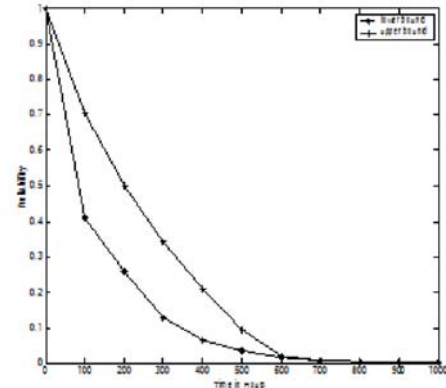


Fig. 7. Bounds on Residual Reliability of Star Graph (n=6)

The bounds on residual reliability of star graph are plotted against its dimension (n) (Refer Fig. 8). The value of upper bound decreases while that of lower bound increases with increase in size of star graph. Both have the same value at dimension n=9.

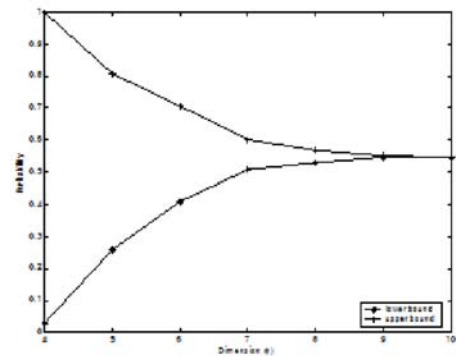


Fig. 8. Bounds on Residual Reliability of Star graph (t=100 hrs)

TABLE II DIFFERENCES (δR_r) BETWEEN BOUNDS ON RESIDUAL RELIABILITY OF AGG

Sl. No.	n	Upper bound on R_r	Lower bound on R_r	δR_r
1	4	1.0000	0.0296	0.9705
2	5	0.8079	0.2591	0.5488
3	6	0.7061	0.4085	0.2976
4	7	0.6018	0.5078	0.0940
5	8	0.5669	0.5279	0.0390
6	9	0.5490	0.5458	0.0032
7	10	0.5447	0.5445	0.0003

V. CONCLUSION

In this paper, a new method has been approached to provide the upper bound and the lower bound on residual reliability of parallel computer. Two polynomial algorithms are proposed for simulating the proposed method. The bounds on residual reliability of few important parallel computer interconnection systems have been bound by using the proposed method. From these simulated results, it can be concluded that the proposed method is a simple, general and efficient method for finding bounds on reliability of any type of interconnection networks. The work carried out in this paper can be further extended to find the bound on network reliability of parallel computer interconnection systems.

REFERENCES

- [1] J. S. Provan, Bounds on the reliability of networks, *IEEE Trans. Reliab.*, R-35, 260-268, 1986. 2
- [2] K. S. Trivedi, *Probability and Statistics with reliability, Queuing and Computer Science Applications*, Prentice Hall of India Pvt. Ltd., New Delhi, 1992. 3
- [3] C.R. Tripathy, R. N. Mahapatra and R. B. Misra, Reliability analysis of hypercube multicomputers, *Microelectronics and Reliability, An International Journal*, vol. 37, no.6, pp. 885-891, 1997. 4
- [4] Y. G. Chen and M. C. Yuang, A cut-based method for terminal-pair reliability, *IEEE Trans. Reliability*, vol. 45, no. 3, pp. 413-416, 1996. 5
- [5] S. Soh and S. Rai, Experimental results on preprocessing of path/cut terms in sum of disjoint products techniques, *IEEE Transactions Reliability*, vol. 42, no. 1, pp. 24-33, 1993. 6
- [6] M. Al-Ghanim, A heuristic technique for generating minimal path and cut sets of a general network, *Computers and Industrial Engineering*, vol. 36, pp. 45-55, 1999. 7
- [7] Y. Lin, Using minimal cuts to evaluate the system reliability of a sto-chastic-flow network with failures at nodes and arcs, *Reliability Engineering and System Safety*, vol. 75, no. 3, pp. 41-46, 2002/3. 8
- [8] S. K. Chaturvedi and K. B. Misra, An efficient multi-variable inversion algorithm for reliability evaluation of complex systems using path sets, *International Journal of reliability, Quality and Safety Engineering*, vol. 9, no. 3, pp. 237-259, 2002. 9
- [9] H. Gud and X. Yang, Automatic creation of Markov models for reliability assessment of safety instrumented systems, *Reliability Engineering and System Safety* vol. 93, no. 6, pp. 829-837, 2008. 10
- [10] R. K. Dash, N. K. Barpanda and C. R. Tripathy, Prediction of Reliability of Multistage Interconnection Networks by Multi-decomposition method, *International Journal of Information Technology and Knowledge Management*, vol.1, no.2, pp. 439-448. 11
- [11] A.Ramanathan and C. J. Colbourn, Bounds on all terminal reliability in arc- parking, *Arc Combinatorial*, 23A, 91-94, 1987. 12
- [12] C. J. Colbourn, *The Combinatorics of Network Reliability*, Oxford University Press, Oxford, 1987. 13
- [13] S. Soh , S. Rai , J. L. Trahan, Improved Lower Bounds on the Reliability of Hypercube Architectures, *IEEE Transactions on Parallel and Distributed Systems*, v.5 n.4, p.364-378, April 1994 14
- [14] Y. Chen and Z. He, Bounds on the reliability of distributed systems with unreliable nodes and links, *IEEE Tans. Reliab.*, vol. 53, no.2, pp.205-215, 2004. 15
- [15] J. Fang1, C. Huang, K. Lin, C. Liao and S. Feng The bi-panconnectivity of the hypercube, *International Conference on Networking, Architecture, and Storage (NAS 2007)*, 2007, pp. 15-20. 16
- [16] Z. Xue and S. Liu, An optimal result on fault-tolerant cycle-embedding in alternating group graphs, *Information Processing Letters*, vol. 109, no. 21-22, pp. 1197-1201, 2009. 17
- [17] N. Imani, H. Azad and S.G. Akl, Perfect load balancing on the star interconnection network, *The Journal of Supercomputing*, vol. 41 , no. 3, pp. 269-286, 2007. 18
- [18] R.K. Dash and C. R. Tripathy, Comparative Analysis on Residual Reliability of Hypercube and Torus Topologies under Link Failure model, *International Journal of Computing and Information Sciences* (in press)



Dr. Ranjan Kumar Dash received the MCA degree from F.M. University in 2001. He got his Ph.D. in Computer Science from Sambalpur University in the year 2008. He is now working as Reader and Head, CSA Department College of Engineering and Technology, Bhubaneswar, Orissa. His research areas are Reliability of parallel and distributed system, Analysis of and Design of algorithm



Prof.(Dr.) Chita Ranjan Tripathy received the B.Sc. (Engg.) in Electrical Engineering from Sambalpur University and M.Tech. degree in Instrumentation Engineering from Indian Institute of Technology, Kharagpur respectively. He got his Ph.D. in the field of Computer Science and Engineering from Indian Institute of Technology, Kharagpur. He is currently working as a Professor and Head, Department of Computer Sc. and Engg., UCE, Burla, Orissa, India. He has more than 50 publications in different national and international Journals and Conferences.

His Research interest includes Dependability, Reliability and Fault-tolerance of Parallel and Distributed system.