

Piezoelectric Polarization Effect on Debye Frequency and Temperature in Nitride Wurtzites

Bijay Kumar Sahoo and Ashok Kumar Srivastav

Abstract—We have investigated the effect of piezoelectric (PZ) polarization property in binary as well as in ternary wurtzite nitrides. It is found that with the presence of PZ polarization property, the phonon group velocity is modified. The change in phonon group velocity due to PZ polarization effect directly depends on piezoelectric tensor value. Using different piezoelectric tensor values recommended by different workers in the literature, percent change in group velocities of phonons has been estimated. The Debye temperatures and frequencies of binary nitrides GaN, AlN and InN are also calculated using the modified group velocities. For ternary nitrides $\text{Al}_x\text{Ga}_{(1-x)}\text{N}$, $\text{In}_x\text{Ga}_{(1-x)}\text{N}$ and $\text{In}_x\text{Al}_{(1-x)}\text{N}$, the phonon group velocities have been calculated as a functions of composition. A small positive bowing is observed in phonon group velocities of ternary alloys. Percent variations in phonon group velocities are also calculated for a straightforward comparison among ternary nitrides. The results are expected to show a change in phonon relaxation rates and thermal conductivity of III-nitrides when piezoelectric polarization property is taken into consideration.

Keywords—Wurtzite nitrides, piezoelectric polarization, Phonon group velocity, Debye frequency and Debye temperature.

I. INTRODUCTION

THE wurtzite nitride semiconductors (GaN, AlN, InN and their alloys) are promising materials for the next generation of high-power optoelectronics devices [1, 2]. One of the important issues in further development of wurtzite nitride is self-heating. Self-heating strongly affects the performance of the device [3, 4]. Recently, wurtzite nitride LEDs suffer from the problem of efficiency droop which resulted from the piezoelectric effect [5]. The material in the active layer and the substrate material generally determine the thermal resistance of the device structure. Thus, it is important to know the accurate value of the thermal conductivity, k of corresponding material. Several groups have reported investigation of the thermal conductivity value in wurtzite nitride films [6, 7, 8, and 9]. The thermal conductivity k for GaN films grown by hydride vapor phase epitaxy (HVPE) is about 1.3 W/cm K at room temperature [6]. Florscu et al. [8] have determined thermal conductivity of GaN films fabricated by lateral epitaxial overgrowth is about 1.7 – 1.8 W/cm K using the scanning thermal microscopy technique. S. Adachi has reported the k value 1.95 W/cm K for GaN films [10]. Some samples with lower dislocation density the thermal conductivity value reaches $k = 2.1$ W/cm.K. The theoretical studies of the thermal conductivity of bulk GaN, conducted by Zou and co-workers [11, 12, 13], on the basis of the Callaway - Klemens approach [14, 15], have reported k value from 3.36 to 5.40 W/cm K by taking two sets of material parameters for GaN.

Dr. B. K. Sahoo is with the National Institute of Technology, Raipur, India 492010 (phone: 0771-2254199; fax: 0771-2253155; e-mail: bksahoo.phy@nitrr.ac.in).

The relatively large difference between these two values of the thermal conductivity is entirely due to ambiguity in values of material parameters of GaN. In the same work they have also demonstrated the effect of impurities and dislocations on thermal conductivity. The piezoelectric polarization effect on thermal conductivity, so far in our knowledge has not been considered. As nitride wurtzites are strong piezoelectric polarization materials, the effect should be taken for study. In this work, we have calculated the group velocity of the phonons by adding piezoelectric polarization property. Using modified phonon group velocity, calculation is done for Debye temperature and frequency for both binary and ternary wurtzite nitrides.

The paper is organized in the following manner. In the next section a brief introduction about spontaneous and piezoelectric polarization phenomenon in wurtzite nitrides is discussed. The modified phonon group velocity due to polarization effect is presented in section III. In section IV, the modified phonon group velocities are calculated for binary as well as for ternary wurtzite nitrides. Conclusions are given in section V.

II. SPONTANEOUS AND PIEZOELECTRIC POLARIZATION

A unique feature of the wurtzite nitrides is strong PZ polarization effect. It has been theoretically calculated and experimentally confirmed. Both spontaneous polarization (SP) and piezoelectric polarization (PZ) present in the wurtzite nitrides influence the optical, electrical and thermal properties and thus, significant consequence on device design [15]. Polarization induces sheet charges and electric fields values as high as 1 MV/cm [16] in these materials. The effect can be used constructively in device design to enhance carrier collection, ohmic resistance reduction and bending bands to reduce surface recombination. Polarization is defined by $D = \epsilon_0 \epsilon_r E + P$, where, D is electric flux density (C/m^2), E is electric field (V/m), P is net polarization (C/m^2), ϵ_0 is vacuum permittivity, ϵ_r is relative permittivity. The net polarization is composed of two parts: (i) spontaneous, which is intrinsic to a material, and (ii) piezoelectric, which is strain-induced, $P = P_{SP} + P_{PZ}$ where P_{SP} is spontaneous polarization (C/m^2) and P_{PZ} is piezoelectric polarization (C/m^2). The spontaneous polarization along the z (or c) axis of the wurtzite crystal is $\vec{P}_{SP} = P_{SP} \hat{z}$. The piezoelectric polarization can be calculated by $P_{PZ} = \epsilon_x e_{31} + \epsilon_y e_{32} + \epsilon_z e_{33}$, where $\epsilon_x, \epsilon_y, \epsilon_z$ are strain components in the x, y, z direction, and e_{31}, e_{32}, e_{33} are piezoelectric constants. The strain along the z -axis is $\epsilon_z = (c - c_0)/c_0$ and the in-plane strain $\epsilon_x = \epsilon_y = (a - a_0)/a_0$ is assumed to be isotropic. The relation between ϵ_x and ϵ_z is $\epsilon_z = -2(C_{13}/C_{33})\epsilon_x$, where C_{13}, C_{33} are elastic

constants. Table 1 [17] shows the values of elastic constants of wurtzite nitrides (GaN etc.). Using the relation ϵ_x and ϵ_z , the piezoelectric polarization in the direction of the c – axis becomes $P_{PZ} = 2(a - a_0)/a_0 [e_{31} - e_{33} (C_{13}/C_{33})]$

TABLE I
ELASTIC CONSTANTS OF III-NITRIDES WITH WURTZITE STRUCTURE [17]

Elastic constants	GaN	AlN	InN
C_{11} (GPa)	367	396	223
C_{12} (GPa)	135	137	115
C_{13} (GPa)	103	108	92
C_{33} (GPa)	405	373	224
C_{44} (GPa)	95	116	48

The spontaneous and piezoelectric polarization values of wurtzite nitrides (GaN etc.) are presented in Table 2 [17, 18, and 19].

TABLE II
SPONTANEOUS POLARIZATION, PIEZOELECTRIC POLARIZATION TENSORS AND DIELECTRIC CONSTANTS OF ALN, GAN AND INN [17, 18, AND 19]

Parameters	GaN	AlN	InN
P_{sp} (C/m ²)	-0.029	-0.081	-0.032
e_{33} (C/m ²)	0.73	1.55	0.73
e_{31} (C/m ²)	-0.49	-0.58	-0.49
e_{15} (C/m ²) (Romanov <i>et al</i>)	-0.40	-0.48	-0.40
e_{15} (C/m ²) (Vurgaftman <i>et al</i>)	0.33	-0.42	0.26
e_{15} (C/m ²) (Bernadini <i>et al</i>)	0.19	0.34	0.26
ϵ_{11} (= ϵ_{xx})	9.5	9.0	15.3

III. MODIFIED PHONON VELOCITY

The coupling between the elastic strain and electric field is characterized by the third rank piezoelectric tensor $e_{\alpha\beta\gamma}$, according to the relation [20]

$$\sigma_{\alpha\beta} = \sum_{\gamma\delta} C_{\alpha\beta\gamma\delta} \frac{\partial u_\gamma}{\partial x_\delta} - \sum_\gamma e_{\gamma\alpha\beta} E_\gamma \quad (1)$$

Where $\sigma_{\alpha\beta}$ is the stress tensor, $C_{\alpha\beta\gamma\delta}$ is the fourth-rank elastic modulus Tensor, u_γ is the particle displacement, and E_γ is the electric field. The equations of motion take the form

$$\begin{aligned} \rho \frac{\partial^2 u_\alpha}{\partial t^2} &= \sum_\beta \frac{\partial \sigma_{\alpha\beta}}{\partial x_\beta} \\ &= \sum_{\beta\gamma\delta} C_{\alpha\beta\gamma\delta} \frac{\partial^2 u_\gamma}{\partial x_\beta \partial x_\delta} - \sum_{\beta\gamma} e_{\gamma\alpha\beta} \frac{\partial E_\gamma}{\partial x_\beta} \end{aligned} \quad (2)$$

The constitutive relation involving the electric displacement D_α and the dielectric tensor $\epsilon_{\alpha\beta}$ when piezoelectricity is present, is

$$D_\alpha = \sum_{\alpha\beta} e_{\alpha\beta\gamma} \frac{\partial u_\beta}{\partial x_\gamma} + \epsilon_0 \sum_\beta \epsilon_{\alpha\beta} E_\beta \quad (3)$$

Combining this relation with the Maxwell equation

$$\nabla \cdot D = 0 \quad (4)$$

$$\text{yields, } \sum_{\alpha\beta\gamma} e_{\alpha\beta\gamma} \frac{\partial^2 u_\beta}{\partial x_\alpha \partial x_\gamma} + \sum_{\alpha\beta} \epsilon_0 \epsilon_{\alpha\beta} E_\beta = 0 \quad (5)$$

which is to be solved simultaneously with Eq. (3). As a specific example, let us consider the wurtzite form of nitrides (GaN, AlN, InN) with its six fold axis parallel to the z-direction. For elastic waves polarized in the z- direction and propagating in the x- direction, there is a single element of the piezoelectric tensor to be considered, conventionally designated by e_{15} and a single element

of the dielectric tensor ϵ_{xx} . The equations of motion and the Maxwell equation reduces to

$$\rho \frac{\partial^2 u_z}{\partial t^2} = C_{44} \frac{\partial^2 u_z}{\partial x^2} - e_{15} \frac{\partial E_x}{\partial x} \quad (6)$$

$$0 = e_{15} \frac{\partial^2 u_z}{\partial x^2} + \epsilon_0 \epsilon_{xx} \frac{\partial E_x}{\partial x}, \quad (7)$$

where C_{44} is the appropriate elastic modulus in the Voigt notation. Eliminating the electric field from the equation of motion, we obtain the wave equation

$$\rho \frac{\partial^2 u_z}{\partial t^2} = \bar{C}_{44} \frac{\partial^2 u_z}{\partial x^2}, \quad (8)$$

With \bar{C}_{44} the effective elastic modulus specified by

$$\bar{C}_{44} = C_{44} + [e_{15}^2 / (\epsilon_0 \epsilon_{11})]. \quad (9)$$

TABLE III
PHONON GROUP VELOCITIES (M/SEC) IN III – NITRIDES GAN, ALN AND INN FOR DIFFERENT E_{15} VALUES without PZ and with PZ polarization

Literatures	Materials wurtzite	without PZ polarization	with PZ polarization	% Variation
e_{15} value from Romanov <i>et al</i> [17]	GaN	4746.11	4784.10	0.80
	AlN	6999.90	7067.60	0.96
	InN	3233.85	3265.88	0.99
e_{15} value from Vurgaftman <i>et al</i> [18]	GaN	4746.12	4772.02	0.54
	AlN	6999.90	7051.86	0.74
	InN	3233.38	3247.45	0.42
e_{15} value from Bernardini <i>et al</i> [19]	GaN	4746.11	4754.72	0.18
	AlN	6999.90	7034.06	0.48
	InN	3233.38	3247.45	0.42

The Dispersion relation is $\omega [\bar{C}_{44} / \rho]^{1/2} q = v q$ here v is the speed of the wave. It is clear that the speed is enhanced by the piezoelectric polarization effect [20]. Without piezoelectric polarization effect the transverse velocity of

phonon is considered the transverse velocity becomes $v_{T,P} = \sqrt{\left(C_{44} + \left(\frac{e_{15}^2}{\epsilon_0 \epsilon_{11}} \right) \right) / \rho}$. When piezoelectric effect is considered the transverse velocity becomes $v_T = [C_{44} / \rho]^{1/2}$. (10)

TABLE IV
DEBYE FREQUENCIES (RAD/SEC) IN III-NITRIDES (GaN, AlN and InN) FOR DIFFERENT e_{15} VALUES

Literatures	Materials Wurtzite	without PZ polarization	with PZ polarization	% Variation
e_{15} value from Romanov <i>et al</i> []	GaN	1.249623×10^{13}	1.259625×10^{13}	0.80
	AlN	2.395110×10^{13}	2.418245×10^{13}	0.96
	InN	1.374585×10^{13}	1.388203×10^{13}	0.99
e_{15} value from Vurgaftman <i>et al</i> []	GaN	1.249623×10^{13}	1.256445×10^{13}	0.54
	AlN	2.395110×10^{13}	2.412860×10^{13}	0.74
	InN	1.374585×10^{13}	1.380367×10^{13}	0.42
e_{15} value from Bernardini <i>et al</i> []	GaN	1.249623×10^{13}	1.251892×10^{13}	0.18
	AlN	2.395110×10^{13}	2.406769×10^{13}	0.48
	InN	1.374585×10^{13}	1.380367×10^{13}	0.42

TABLE V
DEBYE TEMPERATURES ($^{\circ}$ K) IN III-NITRIDES (GaN, AlN and InN) FOR DIFFERENT e_{15} VALUES

Literatures	Materials Wurtzite	without PZ polarization	with PZ polarization	% Variation
e_{15} value from Romanov <i>et al</i> [17]	GaN	600.00	604.80	0.80
	AlN	1150.00	1161.10	0.96
	InN	660.00	666.53	0.99
e_{15} value from Vurgaftman <i>et al</i> [18]	GaN	600.00	603.27	0.54
	AlN	1150.00	1158.52	0.74
	InN	660.00	662.77	0.42
e_{15} value from Bernardini <i>et al</i> [19]	GaN	600.00	601.08	0.18
	AlN	1150.00	1155.59	0.48
	InN	660.00	662.77	0.42

In real crystals, the sound velocity $v(q)$ depends on the direction and magnitude of the phonon wave vector q , and is specific to a given phonon polarization type. According to Callaway's formulation [13, 14], a single-branch polarization-averaged velocity v along a specified crystallographic direction is

$$v = \left[\frac{1}{3} \left(\frac{1}{v_{T,1}} + \frac{1}{v_{T,2}} + \frac{1}{v_L} \right) \right]^{-1} \quad (11)$$

Where v_L and $v_{T,1,2}$ are the longitudinal and transverse sound velocities, respectively. Along [0001] direction, two transverse branches are degenerate and have the same velocity given by $v_{T,1} = v_{T,2} = v_T = (\bar{C}_{44} / \rho)^{1/2}$; the extra term is due to piezoelectric polarization effect, the longitudinal velocity is defined as $v_L = (C_{33} / \rho)^{1/2}$. Here C_{ij} are the elastic constants of the crystal. It should be noted that longitudinal velocity does not change due to polarization effect while transverse velocity is affected. The relation that defines the Debye frequency is $v_D = v (3N / 4\pi V)^{1/3}$. Here, N is the number of atoms present in volume V of the crystal and v is phonon group velocity. Debye temperature θ_D is defined as $\theta_D = h v_D / k_B$, where v_D is the Debye frequency, h is planck's constant and k_B is Boltzmann's constant. The Debye frequency and temperature are changed because of change in phonon group velocities of III-nitrides.

IV. RESULT AND DISCUSSION

The group velocity of phonons in III binary nitrides without considering PZ polarization property are first calculated using values of elastic constants from Table 1. With the presence of PZ polarization property, the effective elastic constant \bar{C}_{44} of binary nitrides are then calculated using values of elastic constants and piezoelectric tensor elements from Table 2. For e_{15} great differences are found: not even the sign is reported consistently in literatures [21]. Bernardini and Fiorentini [19] published values of the complete piezoelectric tensors for GaN, AlN, and InN. The values for InN reported by them are cited by Vurgaftman and Meyer in their review [18], because only a few values are available in the literature. Bernardini and Fiorentini derived their results by first-principles calculations and came up with positive values for e_{15} for all three III-nitrides.

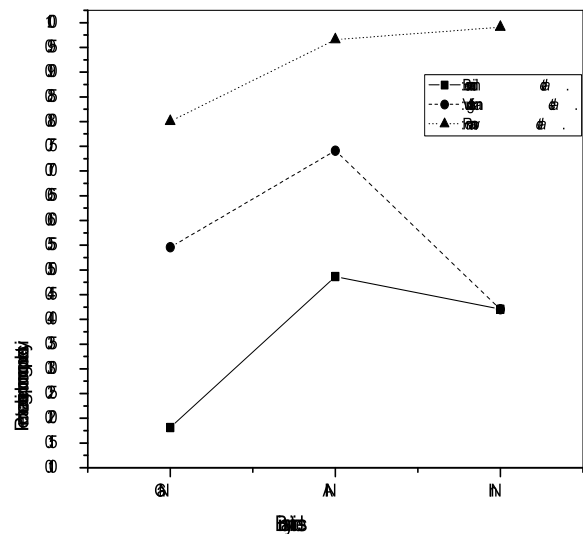


Fig. 1 Percent change in phonon group velocities in binary III-nitrides for different e_{15} values

According to reference [19] $e_{15} = +0.19$ for GaN, $+0.34$ for AlN, $+0.26$ for InN. Using these values of e_{15} , we have calculated the effective elastic constants and then phonon group velocities of binary nitrides. These give percent variations in phonon group velocities equal to 0.18 % for GaN, 0.48 % for AlN and 0.42 % for InN. From reference [18], $e_{15} = +0.33$ for GaN, $+0.42$ for AlN, $+0.26$ for InN. All three values are positive. These give percent variation in phonon group velocities equal to 0.54 % for GaN, 0.74 % for AlN and 0.42 % for InN. Very recently, Romanov et al [17] published values for the piezoelectric tensor elements for GaN, InN, and AlN together with their strain calculations for arbitrarily grown pseudomorphic layers. According to reference [17], $e_{15} (\text{C.m}^{-2}) = -0.40$ for GaN, -0.48 for AlN and -0.40 for InN. All the three values are negative. For InN, they used the same value as for GaN. These give percent variation in phonon group velocities equal to 0.80 % for GaN, 0.96 % for AlN and 0.99 % for InN. Table 3 shows the percent change in phonon group velocities for different recommended values of e_{15} .

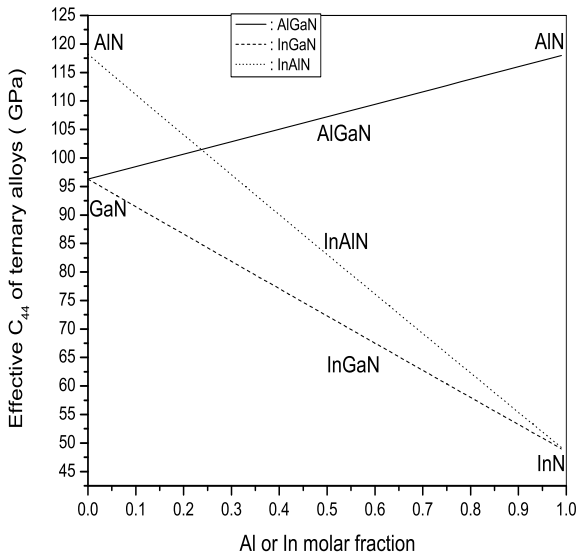


Fig. 2 Elastic constants of ternary alloys as a function of composition

The corresponding change in Debye's frequencies and temperatures are shown in Tables 4 and 5 respectively. The Debye temperature for binary wurtzite nitrides GaN, AlN and InN without PZ polarization are 600, 1150 and 660 $^{\circ}\text{K}$ respectively [22]. In addition, the percent changes in phonon group velocities for GaN, AlN and InN due to addition of PZ polarization property are shown in Fig1 for straightforward comparison. Guy and co-workers [23, 24] published experimental results for all piezoelectric tensor elements. They found $e_{15} > 0$. The experimental determination of e_{15} should at least yield a more reliable sign than the assumption used before. We therefore consider the reported positive value of e_{15} as more accurate than the negative one of earlier works [22]. For our other calculations in this paper, we have used the values of e_{15} recommended by Vurgaftman et al. That is $e_{15} = +0.33$ for GaN, $+0.42$ for AlN, $+0.26$ for InN, because these recommended values are intermediate between the most reliable theoretical and experimental values of e_{15} [18]. To

calculate phonon group velocities of ternary nitrides, we have explored the effective elastic constant \bar{C}_{44} , piezoelectric polarization tensor e_{15} , dielectric constant ϵ_{11} and density ρ of the ternary alloys as a function of composition x by interpolating their corresponding binary values. The variation of effective elastic constant \bar{C}_{44} and e_{15} of ternary alloys with composition are shown in Fig 2 and Fig 3 respectively.

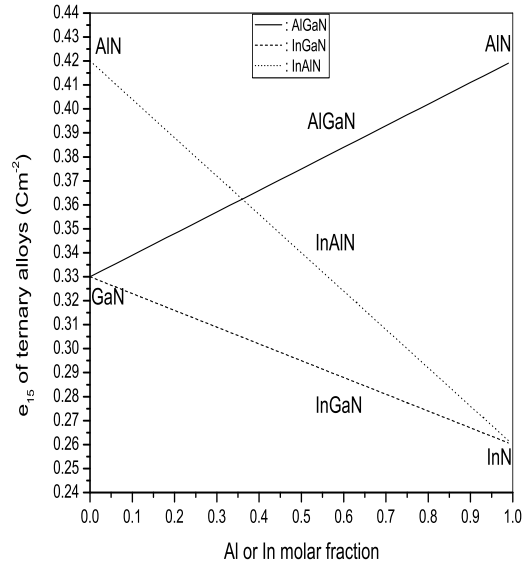


Fig. 3 Piezoelectric tensor elements of ternary alloys as a function of composition

From figs 2 and 3, it can be observed that \bar{C}_{44} and e_{15} vary linearly with composition i.e., they obey Vegard's law. However, the variations of phonon group velocities of the ternary alloys do not show a linear dependence on composition [19, 25]. This result is shown in Fig 4.

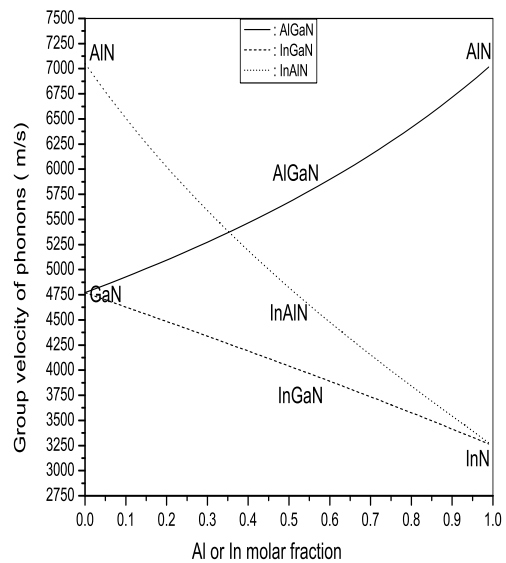


Fig. 4 Phonon group velocity of ternary alloys as a function of composition

It can be observed from fig 4 that, there is a small positive bowing in each curve; even if we have not used the bowing parameter in the calculations. To know maximum change in phonon group velocities with composition among the ternary alloys due to the addition of PZ polarization property, we have plotted the percent variation in phonon group velocities in Fig 5.

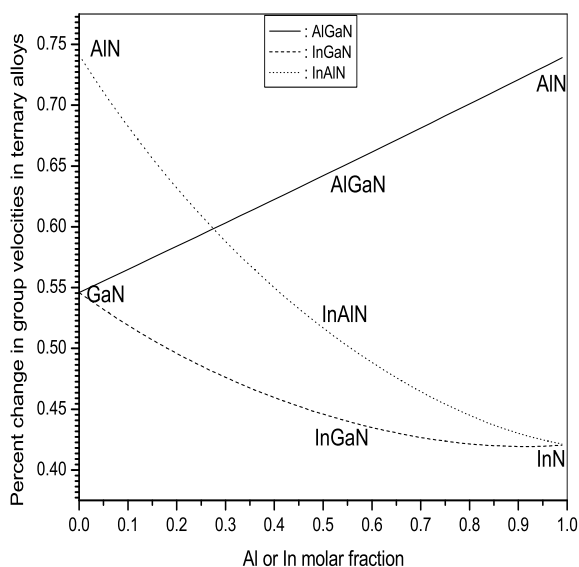


Fig. 5 Percent change of phonon group velocities in ternary alloys.

Maximum change in phonon group velocity is observed in AlGaIn and least variation is observed in case of InGaIn. The Debye frequency and temperatures are directly proportional to phonon group velocities (section 3). Hence, the change in Debye frequencies and temperatures of ternary alloys as a function of composition will follow the similar type as that shown by phonon group velocities of ternary alloys.

V. CONCLUSION

We have investigated theoretically the effect of PZ polarization property on phonon group velocity in binary as well as in ternary wurtzite nitrides. The effect of PZ polarization property on phonon group velocity directly depends on the values of PZ polarization tensor e_{15} . The percent variation in phonon group velocity, Debye frequency and Debye temperature of GaN, AlN and InN are calculated by considering three important values of PZ tensor recommended by Romanov et al, Vurgaftman et al and Bernardini et al. Using PZ tensor values recommended by Romanov et al, we found maximum percentage change in phonon group velocity, Debye frequency and Debye temperature in InN and least in GaN. However, for PZ tensor values recommended by Vurgaftman et al and Bernardini et al, maximum percent change is obtained in case of AlN and minimum is observed in case of GaN. The PZ tensor values recommended by Vurgaftman et al have been used for calculation of ternary alloys. The effective elastic constant \bar{C}_{44} and piezoelectric polarization tensor e_{15} of the

ternary alloys vary linearly with composition. However, the variations of phonon group velocities of the ternary alloys do not show a linear dependence on composition. For straightforward comparison, percent variations in phonon group velocities of ternary alloys have been estimated. It is observed that the enhancement of phonon group velocity is prominent in AlGaIn among the ternary nitrides and least enhancement in case of InGaIn. The Debye frequency and temperature will follow the similar type of variation as shown by ternary alloys for phonon velocity. The obtained results are expected to show a change in phonon relaxation rates and thermal conductivity of III-nitrides when piezoelectric polarization property is taken into account. This is reserved for future study.

ACKNOWLEDGMENT

Author thanks Prof. Sukadev Sahoo for fruitful discussion

REFERENCES

- [1] V.O Turin and A.A Balandin Electron Lett 40, 81(2004)
- [2] A.A Balandin, S.V Morozov, Cai S, Li R., KLWang, G Wijeratne, CR Viswanathan IEEE Trans Microwave Theory Tech 47, 413(1999)
- [3] R. Gaska, A. Osinsky, J.W Yang, and M.S Shur IEEE Electron Device Lett 19, 89 (1998)
- [4] L.F Eastman, V. Tilak, J. Smart, B. M. Green, Chumbes EM, Dimitrov R, Hyungtak Kim, Ambacher OS, Weimann N, Prunty T, Murphy M, Scaff WJ, and Shealy JR IEEE Trans Electron Devices 48, 479(2001)
- [5] Yen-Kuang Kuo, Miao-Chan Tsai, Sheng-Hong Yen, Ta-Cheng Hsu, and Yu-Jiu Shen IEEE Journal of Quantum Electronics 46, 1214(2010)
- [6] E.K Sichel, J.I Pankove J Phys Chem Solids 38, 330 (1997)
- [7] C.L Lou, H. Marchand, D.R Clarke, and S.P DenBaars Appl Phys Lett 75, 89 (1998)
- [8] D.I Florescu, V.M Asnin, F.H Pollak, A.M Jones, J.C Ramer, J. M Schurman, I. Ferguson Appl Phys Lett 77, 1464(2000)
- [9] B.C Daly, H. J. Maris, A. V. Numikko, M. Kuball, J. Han J Appl Phys 92, 3820(2002)
- [10] S. Adachi J Appl Phys 102, 063502(2007)
- [11] D. Kotchetkov, J. Zou, A. A. Balandin, D. I. Florescu, F. H. Pollak Appl Phys Lett 79, 4316(2001)
- [12] J. Zou, D. Kotchetkov, A. A. Balandin, D. I. Florescu, F. H. Pollak, J Appl Phys 92, 2534 (2002)
- [13] J. Callaway, Phys Rev 113, 1046 (1959)
- [14] P. G. Klemens, In: Seitz F, Turnbull D (eds) Solid state physics, Vol.7. Academic, New York (1958)
- [15] F. Bernardini, V. Fiorentini Phys Stat Sol B 216, 391 (1999)
- [16] O. Ambacher, J. Smart, J. R. Shealy, N. Weimann, Chu k, Murphy M, Scaff WJ, Eastman LF, Dimitrov R, Wittmer L, Stutzmann M, Rieger W, Kilsenbeck J J Appl Phys 85, 3222(1999)
- [17] A. E. Romanov, T. J. Baker, S. Nakamura, J. S. Speck J Appl Phys 100, 023522(2006)
- [18] I. Vurgaftman, J. R. Meyer J Appl Phys 94, 3675 (2003)
- [19] F. Bernardini, V. Fiorentini Phys Rev B 64, 08520(2001)
- [20] M. Balkanski, R. F. Wallis In: Semiconductor Physics and Application Oxford University Press Inc., New York, (2000).
- [21] M. Feneberg, K. J. Thonke Phys: Condensed. Matter 19, 403201(2007)
- [22] J. Wu J Appl Phys 106, 011101(2009)
- [23] I. L. Guy, S. Muensit, E. M. Goldys Appl Phys Lett 75, 4133 (1999)
- [24] S. Muensit, E. M. Goldys, I. L. Guy Appl Phys Lett 75, 3965(1999)
- [25] O. Ambacher, J. Majewski, C. Miskys, A. Link, M. Hermann, M. Eickhoff, M. Stutzmann, Bernardini F, Fiorentini V, Tilak V, M, Scaff WJ, Eastman LF J. Phys: Condensed. Matter 14, 3399 (2002)