

The Role of Ga(Gallium)-flux and AlN(Aluminum Nitride) as the Interface Materials, between (Ga-face)GaN and (Si-face)4H-SiC, through Molecular Dynamics Simulation

Srikanta Bose⁺, and Sudip K. Mazumder

Abstract—We report here, the results of molecular dynamics simulation of *p*-doped (Ga-face)GaN over *n*-doped (Si-face)(0001)4H-SiC hetero-epitaxial material system with one-layer each of Ga-flux and (Al-face)AlN, as the interface materials, in the form of, the total Density of States (DOS). It is found that the total DOS at the Fermi-level for the heavily *p*-doped (Ga-face)GaN and *n*-doped (Si-face)4H-SiC hetero-epitaxial system, with one layer of (Al-face)AlN as the interface material, is comparatively higher than that of the various cases studied, indicating that there could be good vertical conduction across the (Ga-face)GaN over (Si-face)(0001)4H-SiC hetero-epitaxial material system.

Keywords—Molecular dynamics, GaN, 4H-SiC, hetero-epitaxy.

I. INTRODUCTION

GaN and 4H-SiC as bulk materials (both have Space Group of $P6_3mc$ (186) with hexagonal Wurtzite structure) offer great potentials for high-temperature and power-electronics applications due to their attractive material properties such as large bandgap energies, high breakdown fields and high thermal conductivities [1]-[4]. In addition, GaN has very good optical absorption coefficient and short carrier life time [1]-[4]. It would be preferable, if we have a semiconductor device which can possess excellent power handling capabilities, high thermal capacity and also can be optically controlled efficiently, to avoid any electro-magnetic-interference (EMI). In order to retain above qualities in a single device, direct hetero-epitaxial growth of GaN over 4H-SiC and vertical conduction, is the possible answer and we have already observed quite interesting features in our preliminary investigated simulation results [5], for a vertical *npn*-device, using above two materials.

The materials, GaN and 4H-SiC have a lattice mismatch of $\sim 3.4\%$. So, to avoid this lattice mismatch, researchers have tried to grow GaN epitaxy, over a buffer layer of AlN [6]-[8] and studied the lateral conduction, which is entirely through GaN.

But, investigations on vertical conduction are rarely available in the literatures [9]-[16]. In lateral devices, only the properties of GaN are exploited, however if we want to exploit the properties of 4H-SiC, as well, which are highly suitable for power-electronics applications, a vertical conduction approach has to be made. This is possible, if we can grow GaN directly above 4H-SiC without any buffer layer. To achieve this, Ga-flux has been used over (Si-face)(0001)4H-SiC, experimentally [15], [16], before actually growing GaN epitaxial layers.

In this work, we report, the total Density of States (DOS), for the *p*-doped (Ga-face)GaN over *n*-doped (Si-face)4H-SiC hetero-epitaxial material system with Ga-flux and (Al-face)AlN, as the interface materials, from the atomistic standpoint, by carrying out Molecular Dynamics simulations, using DMol³ first-principle atomistic simulator [17] module of Material studio 5.0 [18], with the help of NCSA (National Center for Supercomputing Applications at University of Illinois Urbana-Champaign, US) Intel 64 Cluster Abe [19].

II. SIMULATION METHOD

While performing the Molecular Dynamics simulation (the supercell approach was adopted where the total no. of atoms in the cell was kept sixty and the atoms in (Si-face)4H-SiC were constrained whereas Ga, Al and N atoms were relaxed), the following major considerations were set in the DMol³ first-principle atomistic simulator:

Ensemble: NVT

DFT exchange-correlation: LDA/PWC

Thermostat: Simple Nose-Hoover

External stress: 0 GPa

Temperature: 800 K (This value of temperature was considered in view of experimental setting [15], [16])

Given simulation time: 0.5 ps

Core-treatment: All-electron with Harris approximation

K-point set: Medium

III. RESULTS AND DISCUSSION

Fig. 1 shows a typical initial setup for Molecular Dynamics simulation for Ga-fluxed *p*-doped GaN over heavily *n*-doped (Si-face)4H-SiC hetero-epitaxial material system. Figs. 2(a),

The authors are with the Laboratory for Energy and Switching-Electronics System, Department of Electrical and Computer Engineering, University of Illinois at Chicago, 851 South Morgan Street, Science and Engineering Office, Room No. 1020, Mail Code 154, Chicago, IL: 60607-7053 (phone: 312-996-6548; fax: 312-996-6465; e-mail: sribose@ece.uic.edu).

2(b), and 2(c) show the total density of states (DOS) of *p*-doped GaN over *n*-doped (Si-face)4H-SiC, heavily *p*-doped GaN over *n*-doped (Si-face)4H-SiC, *p*-doped GaN over heavily *n*-doped (Si-face)4H-SiC, hetero-epitaxial material systems, with one-layer of Ga-flux as the interface material whereas Figs. 3(a), 3(b), and 3(c) show the total density of states (DOS) of *p*-doped GaN over *n*-doped (Si-face)4H-SiC, heavily *p*-doped GaN over *n*-doped (Si-face)4H-SiC, *p*-doped GaN over heavily *n*-doped (Si-face)4H-SiC, hetero-epitaxial material systems, with one-layer of (Al-face)AlN as the interface material. We replace the Ga-site with one Magnesium(Mg) atom for *p*-doped GaN and two Mg atoms for heavily *p*-doped GaN and similarly, C-site of 4H-SiC is replaced with one Nitrogen(N) atom for *n*-doped 4H-SiC and two N atoms for heavily *n*-doped (Si-face)4H-SiC. The energy unit has been converted from Hartree to ElectronVolt (1 Ha \approx 27.2 eV) while reporting the DOS value.

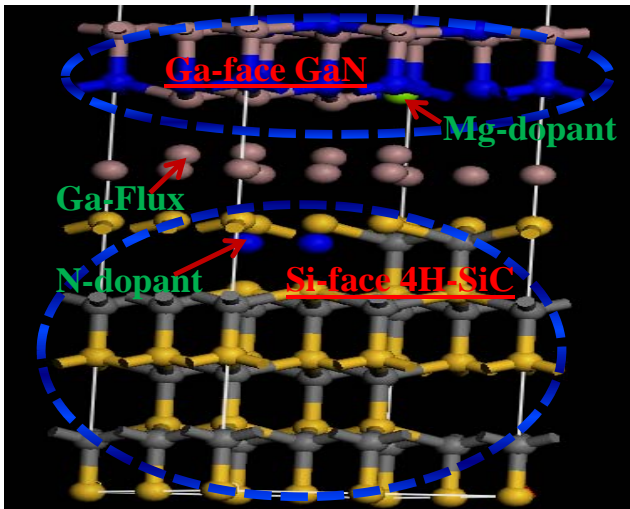


Fig. 1 A typical initial setup for Molecular Dynamics simulation for Ga-fluxed *p*-doped GaN over heavily *n*-doped (Si-face)4H-SiC hetero-epitaxial material system.

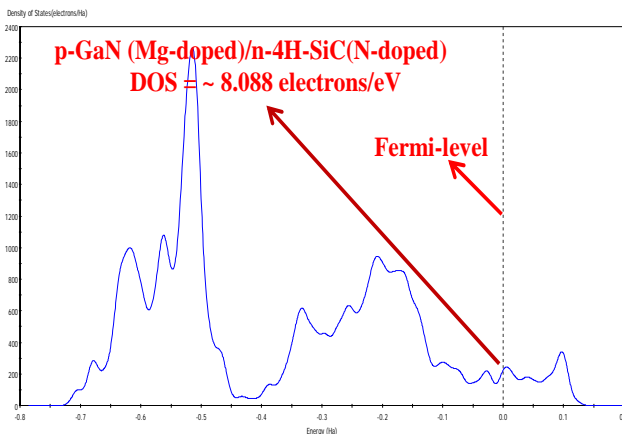


Fig. 2(a) The total density of states (DOS) of *p*-doped GaN over *n*-doped (Si-face)4H-SiC hetero-epitaxial material system, with one-layer of Ga-flux as the interface material.

Fig. 3(b) shows the maximum DOS at the Fermi-level for heavily *p*-doped GaN over *n*-doped (Si-face)4H-SiC hetero-epitaxial material system, with one-layer of (Al-face)AlN as the interface material. The element Mg has valence electrons in $3s^23p^03d^0$. That means the p and d-orbitals are vacant which means, these are holes (or minority carrier density) ready to be occupied by electrons. The maximum no. of electrons that can be accommodated in p and d- orbitals are 6 and 10, respectively. So, the minority carrier density is quite high in case of Mg-dopant. The element N has valence electrons in $2s^22p^3$, which means there are 3 unpaired electrons available out of which 2 will go to Si so that it can satisfy the Octet. So, the element N is left with 1 electron which will act as free electron i.e., the majority carrier density is quite low in case of N-dopant. The element Ga has valence electrons in $4s^24p^14d^04f^0$. The element Al has valence electrons in $3s^23p^1$. In case of Ga-flux *p*+*n* hetero-epitaxial material system, the one unpaired electron from Ga will either go to Si or Mg, thereby reducing the DOS. In the absence of AlN, the *p*+*n* hetero-epitaxial material system, has 2 Mg-dopant atoms whose p and d orbitals vacant and only one N-dopant atom. Since no free electrons are available in the one-layer of (Al-face)AlN material, it does not affect the DOS of the hetero-epitaxial material system and prevents the one freely available electron of N-dopant of 4H-SiC to be shared either by Mg-dopant or Ga of GaN.

IV. CONCLUSION

We have carried out the molecular dynamics simulation and provided the theoretical explanations in terms of total Density of States (DOS), for *p*-doped GaN over *n*-doped (Si-face)4H-SiC hetero-epitaxial material system with Ga-flux and (Al-face)AlN as the interface materials. We observed that the total DOS at the Fermi-level for heavily *p*-doped GaN over *n*-doped (Si-face)4H-SiC hetero-epitaxial material system, with one-layer of (Al-face)AlN as the interface material, exceeds the various other doped cases, signifying that there is a possibility of good vertical conduction across the (Ga-face)GaN over (Si-face)(0001)4H-SiC hetero-epitaxial material system with one-layer of (Al-face)AlN, as the interface material.

ACKNOWLEDGMENT

We are thankful to National Science Foundation (NSF), US (Award No: 0823983) for necessary financial support.

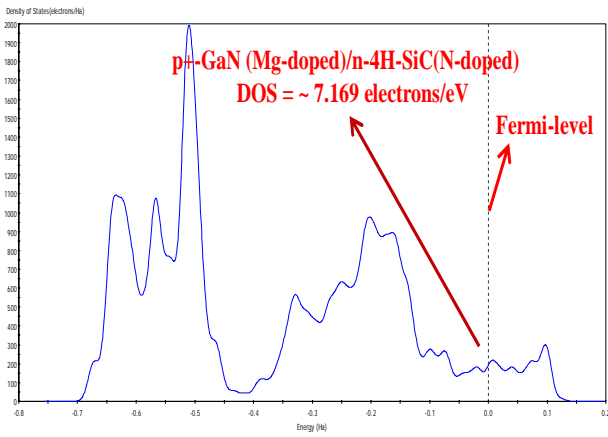


Fig. 2(b) The total density of states (DOS) of heavily *p*-doped GaN over *n*-doped (Si-face)4H-SiC hetero-epitaxial material system, with one-layer of Ga-flux as the interface material.

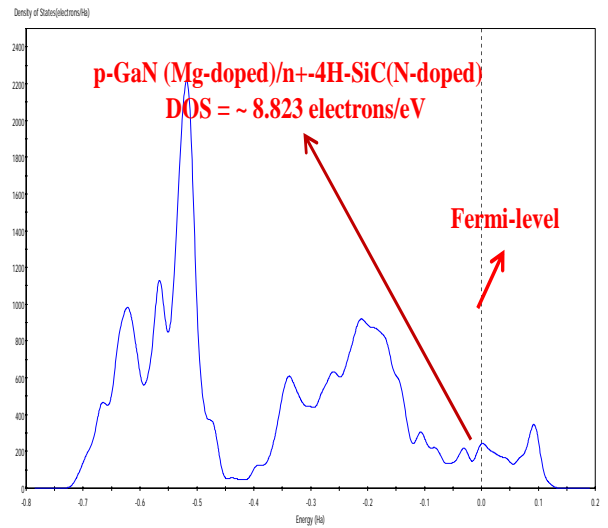


Fig. 2(c) The total density of states (DOS) of *p*-doped GaN over heavily *n*-doped (Si-face)4H-SiC hetero-epitaxial material system, with one-layer of Ga-flux, as the interface material.

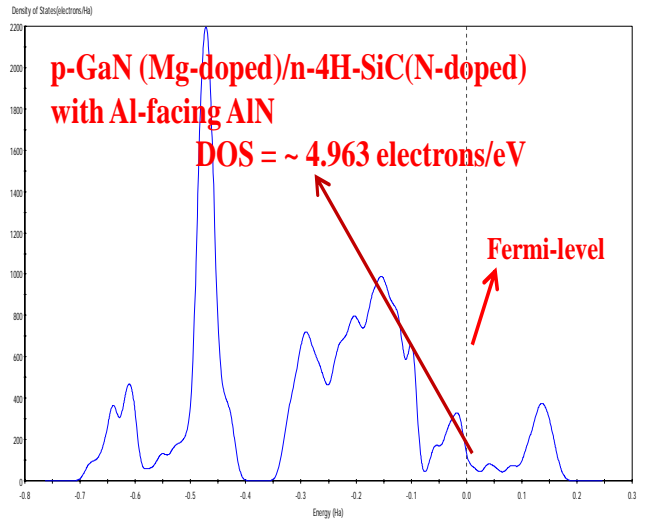


Fig. 3(a) The total density of states (DOS) of *p*-doped GaN over *n*-doped (Si-face)4H-SiC hetero-epitaxial material system, with one-layer of (Al-face)AlN as the interface material.

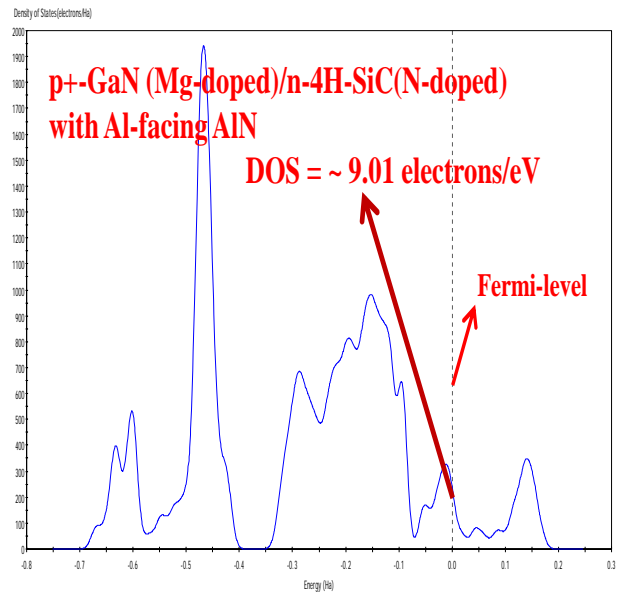


Fig. 3(b) The total density of states (DOS) of heavily *p*-doped GaN over *n*-doped (Si-face)4H-SiC hetero-epitaxial material system, with one-layer of (Al-face)AlN as the interface material.

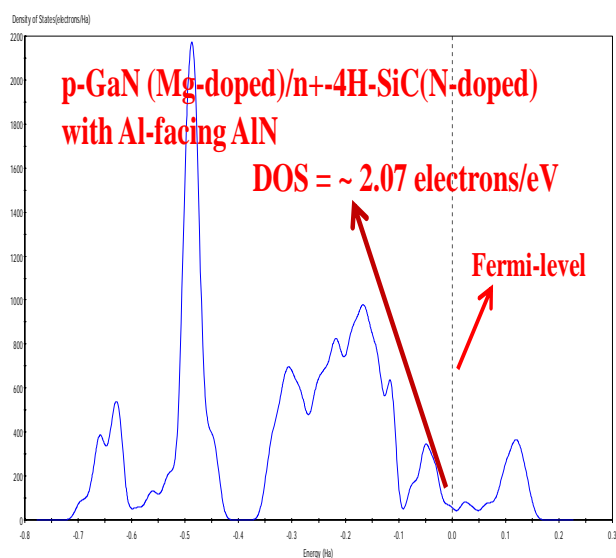


Fig. 3(c) The total density of states (DOS) of *p*-doped GaN over heavily *n*-doped (Si-face)4H-SiC hetero-epitaxial material system, with one-layer of (Al-face)AlN as the interface material.

REFERENCES

- [1] http://www.onr.navy.mil/sci_tech/31/312/ncsr/materials/default.asp
- [2] <http://www.ioffe.ru/SVA/NSM/Semicond>
- [3] http://www.springerlink.com/content/g1133v/?sortorder=asc&p_o=250
- [4] http://www.springerlink.com/content/g1133v/?sortorder=asc&p_o=70
- [5] Srikanta Bose, and Sudip Mazumder, (Paper no. 48) Government Microcircuit Applications and Critical Technology Conference (GOMACTech-10), Reno, NV, March 22-25, 2010.
- [6] H. Yu, M. K. Ozturk, S. Ozcelik, and E. Ozbay, J. Crystal Growth 293, 273 (2006).
- [7] O. H. Nam, M. D. Bremser, T. S. Zheleva, and R. F. Davis, Appl. Phys. Lett. 71, 2638 (1997).
- [8] Y. Honda, M. Okano, M. Yamaguchi, and N. Sawaki, Phys. Stat. Sol. (c) 2, 2125 (2005).
- [9] N. I. Kuznetsov, A. E. Gubenco, A. Nikolaev, Y. V. Melnik, M. N. Blashenkov, I. P. Nikitina, and V. A. Dmitriev, Materials Science and Engineering B46, 74 (1997).
- [10] J. T. Torvik, M. Leksono, J. I. Pankove, B. V. Zeghbroeck, H. M. Ng, and T. D. Moustakas, Appl. Phys. Lett. 72, 1371 (1998).
- [11] J. T. Torvik, C. H. Qiu, M. Leksono, and J. I. Pankove, Appl. Phys. Lett. 72, 945 (1998).
- [12] A. E. Nikolaev, S. V. Rendakova, I. P. Nikitina, K. V. Vassilevski, and V. A. Dmitriev, J. Electronic Materials 27, 288 (1998).
- [13] J. T. Torvik, M. Leksono, J. I. Pankove, C. Heinlein, J. K. Grepstad, and C. Magee, J. Electronic Materials 28, 234 (1999).
- [14] E. Danielsson, C. M. Zetterling, M. Ostling, A. Nikolaev, I. P. Nikitina and V. Dmitriev, IEEE Trans Electron Devices 48, 444 (2001).
- [15] Y. Nakano, J. Suda, and T. Kimoto, Phys. Stat. Sol. (c) 2, 2208 (2005).
- [16] A. S. Brown, M. Lusrudo, T. H. Kim, M. M. Giangregorio, S. Choi, M. Morse, P. Wu, P. Capezuto, and G. Bruno, Cryst. Res. Technol. 40, 997 (2005).
- [17] B. Delley, J. Chem. Phys., 92, 508-517, 1990.
- [18] <http://accelrys.com/>
- [19] <http://www.ncsa.illinois.edu/UserInfo/Resources/Hardware/Intel64Cluster/TechSummary/>