

# Oxidation of Selected Pharmaceuticals in Water Matrices by Bromine and Chlorine

Juan L. Acero\*, F. Javier Benitez, Francisco J. Real, Gloria Roldan, Francisco Casas

**Abstract**—The bromination of five selected pharmaceuticals (metoprolol, naproxen, amoxicillin, hydrochlorothiazide and phenacetin) in ultrapure water and in three water matrices (a groundwater, a surface water from a public reservoir and a secondary effluent from a WWTP) was investigated. The apparent rate constants for the bromination reaction were determined as a function of the pH, and the sequence obtained for the reaction rate was amoxicillin > naproxen >> hydrochlorothiazide  $\approx$  phenacetin  $\approx$  metoprolol. The proposal of a kinetic mechanism, which specifies the dissociation of bromine and each pharmaceutical according to their pKa values and the pH allowed the determination of the intrinsic rate constants for every elementary reaction. The influence of the main operating conditions (pH, initial bromine dose, and the water matrix) on the degradation of pharmaceuticals was established. In addition, the presence of bromide in chlorination experiments was investigated. The presence of bromide in wastewaters and drinking waters in the range of 10 to several hundred  $\mu\text{g L}^{-1}$  accelerated slightly the oxidation of the selected pharmaceuticals during chlorine disinfection.

**Keywords**—Pharmaceuticals, bromine, chlorine, apparent and intrinsic rate constants, water matrices, degradation rates

## I. INTRODUCTION

PHARMACEUTICALS and personal care products (PPCPs), and endocrine disrupting compounds (EDCs) are frequently detected in aquatic environments worldwide. The presence of these pollutants into different water systems is attributed to their incomplete removal at wastewater treatment plants (WWTPs), which are not designed for this task. Consequently, these contaminants have been spread through surface waters [1], which at the same time constitute an important source of drinking water. Additionally, some pharmaceuticals are again not completely removed at drinking water treatment plants (DWTPs) and thus, although at low concentrations in the range  $\mu\text{g L}^{-1}$  to  $\text{ng L}^{-1}$ , they have been identified in drinkable waters [2]. Due to this problem, different technologies have been proposed and developed with the aim to promote a more efficient degradation of these pollutants. These include the application of chemical processes, based in the use of single oxidants such as UV radiation, ozone, and hydrogen peroxide; or combinations of oxidants in the Advanced Oxidation Processes. In addition, as 98% of the drinking water treatment plants in Europe use chlorination as one of the main disinfection steps, chlorine

(HOCl + OCl<sup>-</sup>) has also been commonly applied in water treatments for the elimination of pharmaceuticals [3]-[4]. A new insight in the oxidation of water pollutants can also be developed by means of bromination reactions, specially in those waters with high bromide (Br<sup>-</sup>) content [3], [5]. In this process, bromine (HOBr + OBr<sup>-</sup>) is produced from the oxidation of bromide with chlorine. Due to the interest of this research field, a study was designed focused in the removal of several frequent pharmaceuticals by the application of chlorine and bromine. For this purpose, the pharmaceuticals selected were: the beta-blocker metoprolol (Met), the nonsteroidal anti-inflammatory compound (NSAID) naproxen (Nap), the antibiotic amoxicillin (Amox), the thiazidic diuretic hydrochlorothiazide (Hctz) and the analgesic phenacetin (Phen). In a first step, the apparent rate constants for the reactions of bromine with these pharmaceuticals dissolved in ultrapure (UP) water were determined as a function of the pH, and the reaction mechanism was proposed and used for the determination of intrinsic rate constants for the elementary reactions of each pharmaceutical with bromine species. Later, the oxidation of the selected pharmaceuticals dissolved in several water matrices was performed and the influence on the main operating variables was established. Finally, experiments were conducted for the pharmaceuticals oxidation by the simultaneous use of chlorine and bromide, with the aim of assessing the influence of bromide on the chlorination of contaminants in real waters.

## II. EXPERIMENTAL SECTION

The selected pharmaceuticals were obtained from Sigma-Aldrich of the highest purity available (99%). Stock solutions of bromine were prepared by addition of 0.8 mM ozone solution to a 0.7 mM solution of potassium bromide at pH=4. Stock solutions of chlorine were prepared by diluting a commercial solution of sodium hypochlorite. The three water matrices selected were two natural waters (a groundwater (PZ), and a surface water from the public reservoir "Peña del Aguila" (PA)); and a secondary effluent collected from a WWTP located in Extremadura Community (BA).

In the first group of experiments, pharmaceuticals (Ph) were individually dissolved into UP water at a constant temperature of  $20 \pm 0.2$  °C. The bromination reactions of phenacetin, metoprolol, naproxen, and hydrochlorothiazide were conducted under pseudo-first-order conditions, with excess of bromine. The selected pH was adjusted by using phosphoric acid/phosphate buffer. The experiments were started after addition of the adequate volume of the bromine stock solution for obtaining the desired initial concentration. At regular times, 2 mL samples were retired and rapidly

\* Juan. L. Acero is with the Chemical Engineering Department, University of Extremadura, 06006 Badajoz, Spain. (Corresponding author: phone +34 924289384; fax: +34 924289385; e-mail: jlacero@unex.es)

transferred into HPLC vials containing 10  $\mu\text{L}$  of sodium thiosulfate to stop the reaction. In the specific bromination of amoxicillin, competition kinetics was followed for the determination of its rate constants, by introducing into the reactor 3-methoxyphenol as reference compound. Amoxicillin and 3-methoxyphenol, were previously dissolved in UP water in 20 mL flask reactors at the desired pH and different bromine doses were added. Once bromine was totally consumed (24 h), the residual concentrations of the pharmaceuticals and the reference compound were analyzed.

In the second group of experiments, the selected pharmaceuticals were dissolved all together into the three selected water matrices in 100 mL flask reactors and the runs started by injecting the required volume of the bromine stock solution to reach a concentration of 5-8  $\text{mg L}^{-1}$ . At regular reaction times, two samples were withdrawn from the reactor; the first was used to determine the remaining bromine concentration, and the second one to analyze the residual pharmaceuticals after quenching the reaction with thiosulfate. In addition, some chlorination experiments were performed with PZ and BA waters in the presence of different bromide doses. These experiments were conducted with an initial dose of chlorine of 5  $\text{mg L}^{-1}$ , and varying the bromide dose in the range 0-300  $\mu\text{g L}^{-1}$  as typically found in real waters. Residual concentrations of pharmaceuticals were analyzed after total chlorine consumption.

Concentrations of pharmaceuticals were measured by HPLC in a Waters Chromatograph equipped with a 996 Photodiode Array Detector and a Waters Nova-Pak C18 Column (3.9 mm i.d. x 150 mm, 4 $\mu\text{m}$  particle size). A gradient elution of methanol (A) and aqueous solution of phosphoric acid  $1 \times 10^{-2}$  M (B) was used by varying the percentage of A from 10% to 90% (in volume) over 30 minutes. The flow-rate was of 1  $\text{cm}^3 \text{min}^{-1}$ , and the detection was performed at 222, 226, 230, 226 and 240 nm for metoprolol, hydrochlorothiazide, naproxen, amoxicillin and phenacetin respectively. In the competition kinetics procedure, the concentrations of 3-methoxyphenyl were also assayed by HPLC at 226 nm. Bromine concentration in reaction samples was determined spectrophotometrically according to the ABTS method [6].

### III. RESULTS AND DISCUSSION

#### A. Determination of bromination rate constants for the selected pharmaceuticals

As it has been reported previously in the study of the kinetics of bromination reactions of several organic compounds [7], these reactions follow second-order kinetics (first-order with respect to bromine and first-order with respect to the organic compound). The apparent second-order rate constant ( $k_{\text{app}}$ ) usually shows a pH-dependence which could be explained by several species of both, bromine and pharmaceuticals that are present in the aqueous solution. Specifically for bromine, it must be noted that hypobromous acid dissociates into hypobromite ion ( $\text{OBr}^-$ ) with a  $\text{pK}_a=8.9$ .

The evaluation of  $k_{\text{app}}$  rate constant for naproxen, metoprolol, phenacetin and hydrochlorothiazide was performed

under pseudo-first-order conditions, with initial  $[\text{Br}_2]_t \gg [\text{Ph}]_t$ . Figure 1 represents the values obtained for  $k_{\text{app}}$  for naproxen and Figure 2 for phenacetin, taken as examples. It can be deduced from the values of  $k_{\text{app}}$  that naproxen presents a much higher reactivity than the three remaining pharmaceuticals, which present rate constants in the same range, depending on the pH.

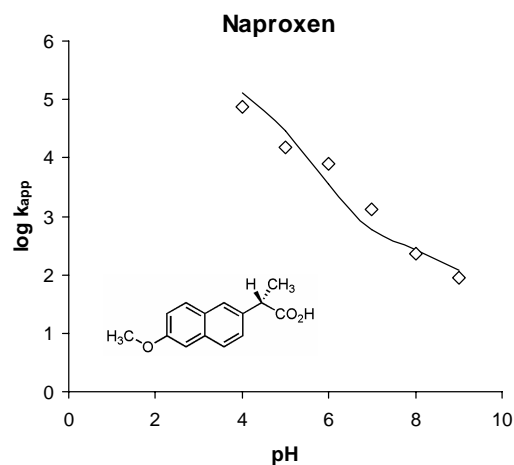


Fig.1 pH dependence of the apparent rate constants for the bromination of naproxen. Experimental values (symbols) and calculated values (lines)

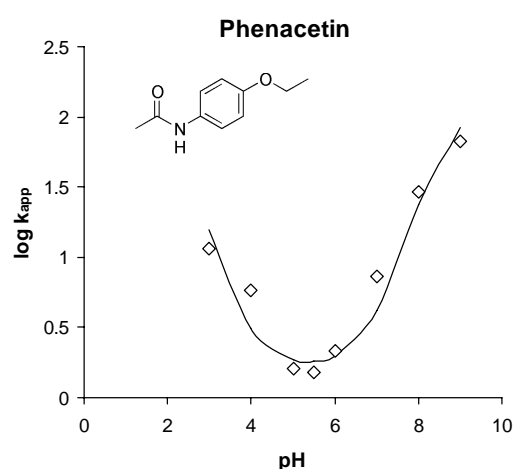


Fig. 2 pH dependence of the apparent rate constants for the bromination of phenacetin. Experimental values (symbols) and calculated values (lines)

On the other hand, the bromination reaction of amoxicillin was too fast to measure the rate constant by using the pseudo-first order kinetic method; and then, competition kinetics was applied. 3-Methoxyphenol was selected as reference compound, since its rate constants with bromine were similar to those of amoxicillin and were previously known [5]. Following this procedure, the values of  $k_{\text{app}}$  for amoxicillin were obtained, being depicted in Figure 3. As observed, the reaction rate for amoxicillin was much higher than that of the

remaining pharmaceuticals, with values ranging between  $2.35 \times 10^4 \text{ M}^{-1} \text{ s}^{-1}$  at pH=3 and  $2.76 \times 10^8 \text{ M}^{-1} \text{ s}^{-1}$  at pH=9.

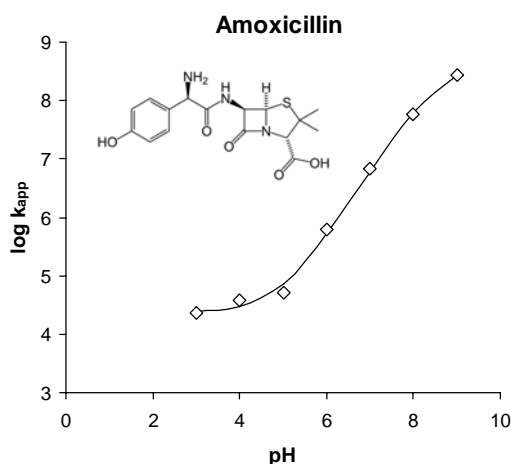


Fig. 3 pH dependence of the apparent rate constants for the bromination of amoxicillin. Experimental values (symbols) and calculated values (lines)

Next, the intrinsic rate constants for the elementary reactions of every individual pharmaceutical species with each bromine species were determined following the procedure described elsewhere [8]. Thus, values of the intrinsic rate constants summarized in Table 4 were determined. Finally, the apparent rate constant can be calculated at any specific pH from the values of the intrinsic rate constants for each compound. Figures 1-3 also represent these calculated values of  $k_{app}$  vs. pH. A quite good agreement can be observed between the experimental values (symbols) and the calculated (lines), which constitutes a confirmation of the goodness of the proposed reaction mechanism.

TABLE I

INTRINSIC RATE CONSTANTS ( $\text{M}^{-1} \text{ s}^{-1}$ ) FOR THE BROMINATION OF EACH PHARMACEUTICAL SPECIES

Pharmaceutical	$k_1$	$k_2$	$k_3$	$k_4$
Metoprolol	3.9	104		
Naproxen		$2.1 \times 10^4$	270	
Amoxicillin	$2.4 \times 10^4$	$2.4 \times 10^4$	$9.9 \times 10^6$	$3.8 \times 10^9$
Phenacetin	540	1.7	$7.4 \times 10^7$	
Hydrochlorothiazide	3.3	58		

### B. Bromination of pharmaceuticals in water matrices

The simultaneous removal of the selected pharmaceuticals in the water matrices described in the Experimental Section (i.e., the groundwater PZ, the surface water from a public reservoir PA, and the secondary effluent from a WWTP plant BA) was studied in order to assess the influence of the water matrices nature on the efficiency of the pharmaceuticals bromination process. These experiments were carried out at 20 °C, and varying the initial bromine dose and pH. Figure 4

shows the removals obtained after 60 min of reaction for naproxen, phenacetin, hydrochlorothiazide and metoprolol, being amoxicillin not shown because of its total disappearance almost instantaneously. By considering a specific compound, the elimination decreased according to the trend: PZ > PA > BA waters, which agrees with the sequence of increasing COD and TOC values. In effect, the increasing contents of organic and inorganic matter (represented by COD, TOC and ammonia) consume higher amounts of the oxidant agent, and consequently, less bromine is available for the removal of the pharmaceuticals. Moreover, it is also observed that the pharmaceutical elimination trend was: amoxicillin > naproxen >> hydrochlorothiazide  $\approx$  phenacetin  $\approx$  metoprolol, which also agrees with the  $k_{app}$  values at pH=7 shown in Figures 1-3.

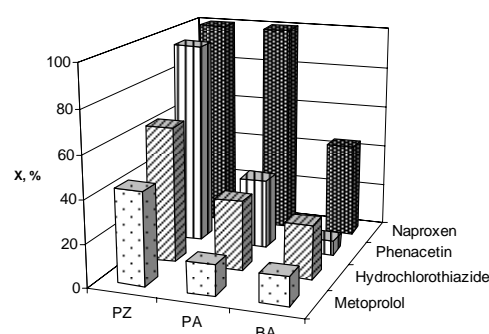


Fig. 4 Bromination of the selected pharmaceuticals in different water matrices. Experimental conditions: 20 °C; pH 7;  $[\text{bromine}]_0 = 30 \mu\text{M}$

Finally, a set of experiments was performed in which PZ and BA waters were treated with chlorine (70  $\mu\text{M}$ ) at pH 7 and 20 °C in presence of different amounts of bromide (0-3.75  $\mu\text{M}$ ). The goal of these experiments was to assess the influence of the presence of bromide on the chlorination of contaminants in real waters, since chlorine reacts with bromide yielding bromine. The residual concentrations of the selected pharmaceuticals after total chlorine consumption in the experiments performed with BA secondary effluent is depicted in Figure 5. Amoxicillin was not included in the figure since it was completely oxidized even with chlorine alone. It can be observed that in the presence of bromide, the oxidation of the selected pharmaceuticals was faster than in its absence, being this effect more pronounced for higher bromide concentrations. Moreover, the final removals of pharmaceuticals obtained in the experiments performed with chlorine alone (70  $\mu\text{M}$ ) were 3.4, 26.1, 3.0 and 17.5 % for metoprolol, naproxen, phenacetin and hydrochlorothiazide, respectively, lower than those obtained in a similar experiment performed with BA water and only 30  $\mu\text{M}$  of bromine (Fig. 4). These results are in accordance with the higher apparent rate constants obtained for the reactions between these pharmaceuticals and HOBr. A similar tendency was observed for PZ water, although the final removals of the selected pharmaceuticals were higher due to the lower content of NOM of PZ water.

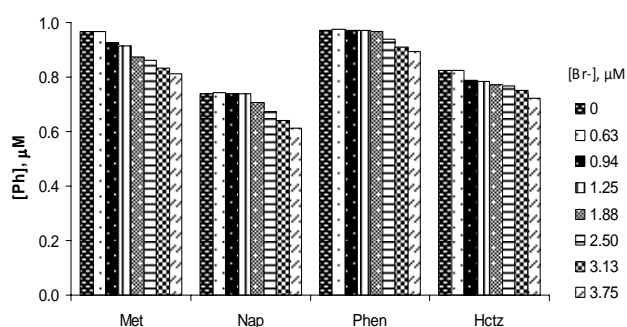


Fig. 5 Influence of bromide concentration on the residual concentration of the selected pharmaceuticals during chlorination of BA water. Experimental conditions: 20 °C; pH 7; [chlorine]<sub>0</sub>=70 μM; [Ph]<sub>0</sub>=1 μM

As a consequence of these results, the presence of bromide in wastewaters and drinking waters in the range of 10 to several hundred μg L<sup>-1</sup> accelerates slightly the oxidation of the selected pharmaceuticals during chlorine disinfection. The positive effect of the presence of bromide leading to bromine oxidation is partially hindered since bromine reacts more rapidly with reactive moieties of the NOM such as amine- or phenolic moieties than chlorine [9].

#### IV. CONCLUSIONS

The results obtained in the bromination of five selected pharmaceuticals (metoprolol, naproxen, amoxicillin, phenacetin and hydrochlorotiazide) lead to the following conclusions:

- The bromination process of the individual compounds in UP water provides a wide range of apparent second-order rate constants depending on the pH. In general terms, amoxicillin presented high reaction rates, naproxen intermediate rates, and the three remaining pharmaceuticals presented similar rate constants in the slow range.
- By taking into account the dissociation constants of these compounds and the pH influence, a reaction mechanism is proposed, which allowed the evaluation of the intrinsic rate constants for the elementary bromination reactions of each pharmaceutical.
- In the simultaneous bromination of the five pharmaceuticals in three water matrices, the elimination decreased according to the trend: PZ > PA > BA, which agrees with the sequence of increasing COD and TOC values, that consume a higher amount of the oxidant agent.
- The presence of bromide in wastewaters and drinking waters accelerates slightly the oxidation of the selected pharmaceuticals during chlorine disinfection.

#### REFERENCES

- [1] Reemtsma, T., Weiss, S., Mueller, J., Petrovic, M., Gonzalez, S., Barcelo, D., Ventura, F., Knepper, T.P., 2006. Polar pollutants entry into the water cycle by municipal wastewater: a European perspective. *Environ. Sci. Technol.* 40 (17), 5451–5458.
- [2] Kim, S.D., Cho, J., Kim, I.S., Vanderford, B.J., Snyder, S.A., 2007.

Occurrence and removal of pharmaceuticals and endocrine disruptors in South Korean surface, drinking, and waste waters. *Water Res.* 41 (5), 1013–1021.

- [3] Lee, Y., von Gunten, U., 2009. Transformation of 17α-Ethinylestradiol during water chlorination: effects of bromide on kinetics, products, and transformation pathways. *Environ. Sci. Technol.* 43, 480-487.
- [4] Quintana, J. B., Rodil, R., Lopez-Mahia, P., Muniategui-Lorenzo, S., Prada-Rodriguez, D., 2010. Investigating the chlorination of acidic pharmaceuticals and by-product formation aided by an experimental design methodology. *Water Res.* 44, 243-255.
- [5] Guo, G., Lin, F., 2009. The bromination kinetics of phenolic compounds in aqueous solutions. *J. Hazard. Mat.* 170, 645-651.
- [6] Pinkernell, U., Nowack, B., Gallard, H., von Gunten, U., 2000. Methods for the photometric determination of reactive bromine and chlorine species with ABTS. *Water Res.* 34, 4343-4350.
- [7] Gallard, H., Pellizzari, F., Croue, J. P., Legube, B., 2003. Rate constants of reaction of bromine with phenols in aqueous solutions. *Water Res.* 37, 2883-2892.
- [8] Acero, J. L., Benitez, F. J., Real, F. J., Roldan, G., 2010. Kinetics of aqueous chlorination of some pharmaceuticals and their elimination from water matrices. *Water Res.* 44, 4158-4170.
- [9] Westerhoff, P., Chao, P., Mash, H., 2004. Reactivity of natural organic matter with aqueous chlorine and bromine. *Water Res.* 38, 1502–1513.